







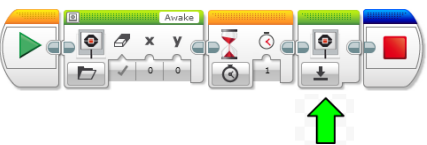





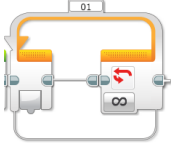





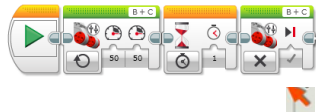



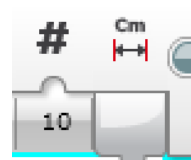
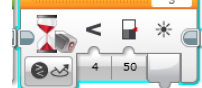
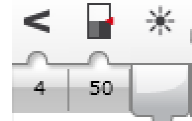
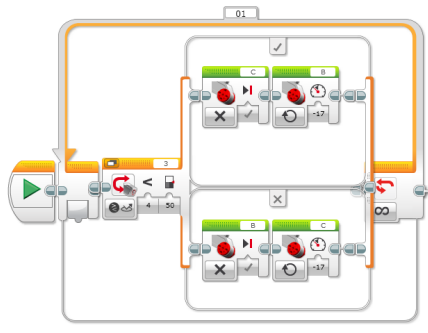


The		Tutorials	1	0		
we named this symbol Sound ????			1	0		
Where on this symbol can you find a sound file?			1	0		
What is the name of the part of the different symbols the blue arrows are pointing to			1	0		
Find and Name this Symbol			1	0		
Name this symbol			1	0		
Display is set to which sub symbol			1	0		
Name this symbol			1	0		
on this symbol we set the wait for time to 1			1	0		
The green arrow shows the Display symbol is set to ?			1	0		
Name this move symbol?			1	0		

<p>The 3 move symbols in a row. The program will drive the robot forward 1 rotation back 1 rotation and forwards in a curve turn for 4 rotations</p>	<p>insert a photo of your 3 part program in the next column</p>		1			
<p>which part of the move symbol did we use to make the robot turn</p>			1	0		
<p>What is the symbol above set to for us</p>			1	0		
<p>What is the name of this symbol</p>			1	0		
<p>What is the move set to</p>			1	0		
<p>Complete the name for this program</p>	<p>Drive in a ?</p>		1	0		
<p>Name this symbol</p>			1	0		
<p>What is the Loop set to for Drive in a square</p>			1	0		
<p>What is the second move symbol set to</p>			1	0		
<p>Name the sub symbol that the loop is set to on the last part of the program</p>			1	0		
<p>The</p>		<p>Tutorials</p>	1	0		

<p>For the these tutorials the same simple program will be used label the settings as you change them</p>	<p>tank move is set to _____ ?</p> 		1	0	
<p>Name the sub symbol that the move block is set to on the last part of the program ?</p>	<p>Second tank move ?</p> 		1	0	
<p>Type the name of this sensor symbol ?</p>	<p>Wait for ___? ___ in</p> 		1	0	
<p>This Sound In symbol is Set to P_____? number _____?</p>			1	0	
<p>We set this symbol to a certain Sound _____?</p>	<p>What sound setting worked for this tutorial</p>		1	0	
<p>Type the name of this Symbol Wait for _____</p>			1	0	
<p>Set to _____?</p>			1	0	
<p>Type the name of this Symbol Wait for _____</p>			1	0	
<p>Set to _____?</p>			1	0	
<p>Type the name of this Symbol Wait for _____</p>			1	0	
<p>The Colour sensor is Set to _____?</p>			1	0	

<p>type into the sentence each of the 7 settings for this program.</p>		<p>loop set to switch set to port than move top line C set to B set to forwards unlimited power bottom line B set to stop C set to power</p>	<p>7</p>	<p>0</p>	
<p>A copy of your own program →</p>		<p>Copy a screenshot of your program (paper) plan here</p>	<p>10</p>	<p>0</p>	
<p>Evaluation of your program →</p>		<p>Total</p>	<p>62</p>	<p>1</p>	